



The Side Draft

Volume 31, Issue 4

April 2024

Chairman's Message..... Tom James

Happy April to all Queen City NCRS members. This month brings us one step closer to spring weather and getting our rides out for the car show season that we all live for.

We start this month with a recap of our annual swap meet. This year we did not improve over last year. The weather was not a factor, our advertising was consistent with the past years, and the people who volunteered were nothing less than spectacular. This is the first year in my memory that the swap spaces were not sold out. I am not sure if St. Patrick's Day hurt us or what it might have been, but here are the preliminary totals.

The door traffic was around 250 people where normally it has been between 450-500. The raffle ticket sales suffered also with a total sale of about \$3,000.00.

The Southeastern Indiana Shrine Club did not make an appearance either, for what reason no one knows. When the President, Chris Powell, was contacted he stated that he missed the multiple emails which Terrie sent him, though he did acknowledge that he missed the event and sent his regrets. He stated that once our

Continued on Page 2

INSIDE THIS ISSUE

- 1 Chairman's Message, Website info**
- 2 2024 QCNCRS Officers**
- 3 Fun Facts, Advertising Rates, Trivia**
- 5 March QCNCRS Meeting Minutes**
- 6 March QCNCRS Meeting Photos**
- 7 Upcoming Events**
- 8 Tech Article – 63-82 AC Hose Replace**
- 10 QCNCRS Club Shirt Ordering**
- 11 QCNCRS Membership Form**

April Meeting Information

Date: Tuesday, April 16, 2024

Time: 6:30 PM

Location: Tom's Garage
282 S. Miami
Cleves, Ohio 45002

Phone: 513-377-8182

Come and see the progress...

Please remember to bring a chair and drive your Corvette.

QCNCRS Website Information

<https://qc.ncrs.org/>

Webmaster: George Denman gc@ncrs.org

NOTICE!

Newsletter Deadlines

The deadline for getting information, into the newsletter is the 2nd of each month. If it isn't here, we will publish without you.

Chairman's message – continued

2025 flier is finalized to contact him and he would be happy to help again next year.

One bright spot was the silent auction which Jeff Lauch handled again this year. Jeff received donations from a few of the auto parts stores in the area and some from our members to make a donation of over \$700.00 to the Shriners.

Our split-the-pot crew of Tom Smith and Vicky Bauscher did a great job with selling chances totaling \$245.00 the day of the event to further the Shriner total.

The ladies at the food court did a bang-up job for the amount of traffic we saw through the door the day of the meet.

I would like to thank all of the club members who gave their time and money to this event so that we can still donate \$2,000.00 to the Shriner's after expenses. Adding to that is the \$500.00 matching funds which we will receive from the National for a grand total donation of \$2,500.00 to the charity.

In addition, Kelsey Chevrolet gave a generous donation to the Shriner pot to help with the cause. I would like to thank Mike Kelsey, Paul Cluxton, and Walt Kelsey for their support with a special thanks to Mike Kelsey who was on-hand at the meet to draw the winning raffle tickets. If a new Chevrolet is in your future, make sure to see the staff at Kelsey Chevrolet. You will be glad you did. Being treated like family is not just a slogan, it is how they do business.


My next kudos goes to Tom Keen of Keen Corvette Parts in Miamitown. Tom hosted our Chapter meeting in March and also made a sponsorship donation to our Chapter. If you need Corvette parts to keep your ride in top condition or to upgrade your C4 through C8 with accessories, Keen Parts can fill the bill.

Last but not least, I have a surprise for this month's meeting on April 16th to be held at my garage, 282 S. Miami, Cleves, Ohio 45002. I hope to see you all there. Stay safe and well!

Save The Wave!
Tom

2024 QCNCRS OFFICERS

- Chairman: Tom James (513) 377-8182
7329 Southpointe Drive
Cincinnati, OH 45233
toyvett1@fuse.net
- V. Chairman: Chris Rockenfield (513) 602-8819
4344 Orchard Lane
Cincinnati, OH 45236
vettechris1971@gmail.com
- Judging: Joe Eyl (513) 896-9563
5851 Allison Avenue
Fairfield Township, OH 45011
joeeyl@aol.com
- Secretary: Tom Smith (513) 583-5034
7335 Haverhill Lane
Maineville, OH 45039
tmsinfinity@yahoo.com
- Treasurer: Barb Hilbert (513) 738-1493
3663 Layhigh Road
Hamilton, OH 45013-9509
g.hilbert@zoomtown.com
- Membership: Terrie James (513) 300-6411
7329 Southpointe Drive
Cincinnati, OH 45233
tmjames7329@gmail.com
- Historian: Joe Eyl (513) 896-9563
5851 Allison Avenue
Fairfield Township, OH 45011
joeeyl@aol.com
- Editor: Bill Hetzer (512) 563-0984
3295 County Road 206
Lampasas, TX 76550
hetzer@wireborne.com



Fun Facts Tom James

Old school big-block Corvette fans received a brief thrill in 1990 when the 454-powered ZR2 roadster concept car appeared on the covers of magazines such as *Vette*, *Corvette World*, and others. Backed by a ZF 6-speed manual transmission and tuned to produce 360 hp, it looked completely stock and ready for the showroom floor. At the time, the 488-ci, 400-hp, V10-equipped Dodge Viper was slowly transforming from a show car into reality, so General Motors assigned Scott Allman and Scott Leon to assemble a potential response. Best of all, 1990 would have marked the 25th anniversary of the 1965 396 Sting Ray option, so why not? Federal emissions and fuel-economy restrictions, that's why not. Despite the use of a prototype Tuned Port EFI induction system and the fact that the 454 easily fit the C4 chassis, the tire-melting 454 ZR2 never made it to dealer showrooms. Oh, what might have been!

Another major factor that likely killed the return of the 454 was the fact that General Motors had invested millions of dollars in another super-Vette, the 1990 ZR1. Its all-aluminum, 32-valve, DOHC, 5.7-liter V-8 was a joint effort between Lotus and General Motors and was poised to become "King of the Hill" (a term General Motors hated but the automotive press loved). With an option price of more than \$27,000 beyond the base Corvette's \$30,000 plus sticker, the ZR1 did not need any competition from within. And, frankly, a mild 454 might have embarrassed the ZR1's LT5 DOHC mill at a fraction of the price. So there was that, too. The ZR2 454 Corvette Roadster, affectionally nicknamed "Big Doggie" sold for \$65,000 at the 2009 Barrett-Jackson West Palm Beach collector car auction.

Newsletter Advertising Rates

Business Card – 2x3.5

\$25.00 / month or \$275.00 / year

Quarter Page

\$40.00 / month or \$350.00 / year

Half Page

\$75.00 / month or \$600.00 / year

Full Page

\$150.00 / month or \$1,200.00 / year

Sponsor

\$500.00 / year with direct website link

QCNCRS Corvette related classified "wanted and parts for sale" are free; however, they cannot be carried over to the next issue unless requested before the issue deadline.

TERRIE'S CORVETTE TRIVIA Ans. on Last Page

- 1.** The bodies of 1953 Corvettes were completely made by hand. True or False.
- 2.** What was the first year for impact-absorbing rear and front bumpers? 1974, 1976 or 1978.
- 3.** What color were 1976 wheels? Black, silver, or white.
- 4.** What was the first year for side mount exhaust systems? 1965, 1966, or 1967.
- 5.** Side exhausts were available on the 1970 Corvette. True or False.
- 6.** Power driver and passenger seats were available in the 1989 model year. True or False.



March QCNCRS Meeting Minutes

..... Tom Smith

Location: Keen Auto Parts

Tom James chairman opened the meeting by thanking everyone who came and volunteered to work during the swap meet this past weekend at Kelsey Chevrolet. We had 250 people come through the doors. Everybody has reasons for why we were so low in attendance. It was St. Patrick's Day, basketball tournament, and we had no sign. Tom suggested we rent a sign for future meets, etc. The Shriner's did not show up, not sure why? Terrie James will contact them.

We only sold \$300 in raffle tickets Sunday at the event which is way down from previous years. Tom said the vending people did alright that he talked to. Some people did have their items priced a little high.

We did have a good turnout of volunteers all day long; can't thank them enough. George had the idea of a banner sign, and Tom proposed a lighted sign. Tom thinks we may be able to get 5 to 10 people a day with it. Steve Barrett made the suggestion of selling tickets without a date starting sometime in the near future so they can be sold year-round. This way we can sell more tickets. Terrie will revise the tickets to reflect this change and submit for printing in the near future.

One swap meet attendee asked Tom how many club members won and if it is a fair system. Tom replied we have a third party draw the ticket, and they were shuffled several times plus the third party had his back to the wheel when drawing the winners. Two tickets were pulled from the left side of the cage, and one to the right. The owner of dealership, Mike Kelsey, was the person who did the drawing of the tickets.

Steve Barrett brought up that people were leaving at 11AM but was reminded that we had no new traffic come in the door after 11:30AM. We cannot force vendors to stay. We did not sell out the swap spaces, so maybe we need to advertise more.

Tom brought up the point that we are down to 78 members, from a high of over 100. It has been suggested that it is because of what is going on at the national level.

March QCNCRS Meeting Minutes

..... Tom Smith (continued...)

Joe Eyl brought up the point that we need to stay under 100 members. If not, we have a lot more things to do for Top Flight Chapter award. Joe stated that we need to have a percentage of members Corvettes show up to each event. Skip suggested that we try to get more younger members to join. For example, by attending an event like Cars and Coffee and approach guys and gals with Corvettes. They would be interested in Concours judging. Tom asked George Denman to be our ambassador at these types of events. George suggested handing out flyers regarding our Chapter and the National at his car show. He could pass out about 200 flyers at his show. Tom James requested that George create a Chapter flyer to be distributed. Terrie gave George the current flyer as an example to be used.

Tom James then thanked Tom Keen for his sponsorship of the club; there was a big round of applause. Tom Keen has come up with a new remote mirror system for the 76-82 corvette and Chevelle. It is a very quality part and works very well. Tom Keen said GM gets 15% of any part that is licensed.

George asked us to sponsor his car show, and it was suggested that we show up with 15 cars to his event. A motion was suggested and passed to commit to 15 Corvettes to his event which will be held on June 1, 2024, at St. Susanna.

Terrie James, Membership Chairperson, went over the membership information Tom shared with us. We currently have 78 members and one potential new in attendance at tonight's meeting. Terrie sends reminders out every month and makes sure every potential new member receives a packet of material. We must be careful about handing out NCRS stickers and information because someone could put that sticker on their car and say they are a member or had it judged.

Barb Hilbert, Treasurer, went over the finances for the month and a motion was passed and accepted. We will be donating roughly \$2500 to the Shriners Children's Hospital of Ohio.

Tom James reminded everyone to send George pictures in PDF format or JPEG of your vehicles to be posted on our website.

Split the pot was drawn, and the meeting was adjourned.

Visit our Facebook page!

<https://www.facebook.com/groups/www.qc.ncrs.org/>

QCNCRS March Meeting Photos



QCNCRS March Meeting Photos



NCRS CONVENTION AUGUST 4 - 9 HAMPTON VA



As part of the 50th Anniversary celebration the NCRS will be honoring numerous NCRS American Heritage Award winners that will be on display. Adding to the celebration will be a unique display of special-interest Corvettes.

NCRS will be honoring the founding members from 1974 and the early history of the NCRS along with a display of the year of 1974 Corvettes. A very special opening reception will be a 1970s theme party. Get out your bellbottoms, flowered shirts, and '70s clothes. There will be three prizes for the best 1970s attire.

Registration is open on the website so don't miss out on this milestone anniversary and celebration. Check *The Driveline* for all the information about the event. The host hotel is full, but these nearby hotels have been added:

- Holiday Inn Express Coliseum Central 757 848-8484 CODE - NCR
- Hyatt Place Hampton Convention Center 757 488-8400 CODE - NCRS
- Courtyard by Marriott Hampton Coliseum Center 757 838-3300 CODE - NCRS

For a map, go to <https://www.forums.ncrs.org/showthread.php?133691-2024-NCRS-Convention-Additional-Hotels-Information>

QCNCRS March Swap Meet Photos



QCNCRS March Swap Meet Photos



Upcoming Events

QUEEN CITY NCRS CHAPTER EVENTS:

NCRS NATIONAL EVENTS:

- *April 11-14, 2024 – Southern California Regional, Las Vegas, NV*
- *April 20, 2024 – Indiana Chapter Big Block Saturday, 1512-D Resource Dr. Burlington, KY*
- *May 2-4, 2024 - Heartland Regional, Cedar Rapids, IA*
- *May 31-June 2, 2024 - New England Regional, Marlborough, MA*
- *August 4 - 8, 2024 - NCRS National Convention, Hampton Roads, VA*
- *October 17-19, 2024 – Lone Star Regional, Frisco, TX*
- *September 7-11, 2025 - NCRS National, South Pointe Casino, Las Vegas, NV*

CAR SHOWS AND SWAP MEETS: (Stuff for Car Guy's and Gal's)

- *April 8 – Solar eclipse across the US.*
- *April 17-21, 2024 - Spring Carlisle, Carlisle Fairgrounds, 1000 Bryn Mawr Road, Carlisle, Pennsylvania*
- *April 18-20, 2024 - Pigeon Forge Spring Rod Run, LeConte Center, 2986 Teaster Lane, Pigeon Forge, Tennessee.*
- *April 27, 2024 - 3rd Annual “Hail To Horsepower” Car Show, Horsepower Farm, 2227 Trinity Drive, Middletown, Ohio. All Make/Model Cars & Trucks Welcome.*
- *April 25-27, 2024 – 27th Annual National Corvette Museum, NCM Bash*
- *May 5, 2024 – 8th Annual Crusin to a Cure for ALS – Lawrenceburg, IN, Main Street 9-5*
- *May 11, 2024 – Bud’s 34th Annual Corvette Cruise-in, St. Mary’s, OH*
- *May 19, 2024 – 52nd Annual Car Show, Butler County Fairgrounds*
- *June 2, 2024 – St. Susanna Car Show, 500 S. Reading Road, Cincinnati, OH 45040*
- *July 20, 2024 – Keeneland Concours d’Elegance, Lexington, KY*
- *August 22-23, 2024 - Corvettes at Carlisle, Carlisle, PA*
- *August 29-31, 2024 – 7th National Corvette Caravan to NCM in celebration of the Museum’s 30th Anniversary*
- *More Ohio local events: <https://www.olderide.com/events/state/ohio>*

Technical Article

1963-1982 Corvette AC Hose Replacement

Corvettemagazine.com, December 15, 2023, by John Pfanstiehl

Submitted by: Terrie James

Corvette engine compartments are inhospitable for rubber. The high temperatures, oil and gas vapors and infrared heat from exhaust manifolds are tough on AC hoses. Fortunately these hoses often are easy to change. Zip Corvette offers many AC hoses as complete assemblies and at a reasonable price. Follow along to see what is involved with changing those hoses, along with some helpful tips.

After replacing an AC hose, the system should be held at a high vacuum to remove any water or moisture that may have entered. A vacuum pump and gauge set can be borrowed from several auto parts chain stores. If you don't want to vacuum the system and install the refrigerant, just take the car to an AC repair shop. You still can be happy in the knowledge that you saved labor costs for the hose replacement and had the right part installed the way you want.




01: A new [AC Condenser Liquid Line for a 1973 Corvette](#) arrived quickly from [Zip Corvette](#). Replacement hoses should have the proper size rubber O-rings on the fittings and plastic caps to keep dust and debris from getting inside the hoses. These are made in the USA.



02: Consider getting a new AC V-belt, like this [1973 350ci Air Condition Belt](#). Zip Corvette has these available with the original imprinting on the outside with GM part number, size, manufacturer's logo and codes. You can specify the desired quarter of manufacture and they are made in the USA.



03: A [1973-1977E VIR Maintenance Kit](#) is also advisable if the system has a replaceable desiccant bag. Replacing the VIRs of 1973 to 1977 early-build Corvettes is fairly easy. Note: the desiccant packaging should not be opened until ready to install and the system is ready to vacuum. Other AC systems may have a Drier/Receiver like [AC Drier/Receiver for 1968-72 Corvettes](#). All are made in the USA.



04: Check to make sure that the fittings and pipe bends on the replacement hose are identical to the old hose. A number of different AC hoses were used over the years on Corvettes. This hose is for 1973 only.



05: The shiny oily area on the flap is a telltale to the AC leak. If oil is seen on the hood over the front of the compressor, its front seal is leaking. In this case, the oil leak came from the installation of an aftermarket sight glass. Tip: most replacement hoses now have a hard plastic barrier lining which doesn't seal well on metal nipples when used with standard hose clamps.




06: Oil should be added to the AC System if a considerable amount has leaked out. Be aware that there are a number of different oils used in auto AC Systems and not all are compatible. This system still had R12 Freon and used mineral oil.



07: Install the more difficult hose end first. In this case, it was the connection to the VIR assembly. This was best accessed from below. Use one hand to rotate and move the free end to help align the other end. Tip: heating the new hose can make it more flexible and easier to bend.



08: Make sure to hold the evaporator or condenser fitting to prevent rotating its metal tube when disconnecting these hoses. If the fitting turns, its joint may break at the condenser or evaporator, causing more work and expense.



09: When both ends of the hose are connected, and the hose is routed the proper way, tighten the fittings. They don't have to be very tight, because the O-rings do the sealing. Applying a little AC oil or antiseize compound on the threads will make any future disassembly easier.



10: Connect the high and low pressure hoses of the gauge set if you are vacuuming the system. On this system, the low side hose connects to the VIR. That location is very tight, and may require modifying a right angle adapter.



11: The gauge set's high side hose connects to the hose block on the rear of this compressor. Tip: after the system is charged, disconnect the gauge hoses when their respective pressures are at minimum. For the high side, that means when the engine is off and for the low side, when the AC is on.



12: A vacuum pump was available as a loan from the local auto parts store. You pay for it up front and then they reimburse you when you return it. The center (yellow) hose on the gauge set connects to the vacuum pump.



13: The vacuum pump soon attained a vacuum over 29" HG. This level of vacuum held for over an hour after the pump was shut off, indicating no leaks are likely. The high vacuum is used to boil and remove any water or moisture from the system.



14: After installing just over 3 pounds of R12, the pressures were right on target at 29.5 and 250 psi. Tip: placing the refrigerant cans in hot water increases the pressure inside the can to speed delivery into the system. Job completed – now it's time to be cool again.

QCNCRS Club Shirt Ordering



Pricing and shirt options are changing.

For information on Club Shirt pricing, colors and sizing as well as to place an order please contact Terrie James at tmjames7329@gmail.com or 513-300-6411



QUEEN CITY CHAPTER 2024 CHAPTER REGISTRATION FORM

Annual Chapter Dues \$20.00

First Name: _____

Last Name: _____

Spouse's Name: _____

Street Address: _____

City, State, Zip: _____

Home Phone: _____

Cell Phone: _____

Email Address: _____

You must be an active member of NCRS to join a chapter.

National NCRS Number: _____

Options for membership renewal:

1. Renew Queen City Chapter Membership online at:

<https://www.ncrs.org/forums/register/chapter-membership.php>

2. Complete the above form and send payment of \$20.00 (payable to QCNCRS) to: Terrie James, 7329 Southpointe Drive, Cincinnati, Ohio 45233.

Questions, please call Terrie James at 513-300-6411 or email at tmjames7329@gmail.com.

Trivia Answers: 1. True. 2. 1974. 3. Silver. 4. 1965. 5. False. 6. True.