



The Side Draft

Volume 31, Issue 7

July 2024

Chairman's Message..... Tom James

July has arrived and the Cars and Coffees are in full swing. If you are interested in an event for your classic car, check out our Events Page at the back of each month's newsletter to find a gathering near you.

Last month our monthly meeting was held at George and Linda Swartz's home in West Chester, Ohio. We had a good crowd and a great meal, courtesy of the wives who help out every month. Thank you, George and Linda, for hosting. This meeting was a first, as we had a Facetime call from George Denman who was on vacation in Italy. George's Facetime call was very clear, and he was able to participate in the discussion. Wow, what technology has come to!

On to Club business. We are still waiting on the National to give us our matching funds donation for the Shriner's Hospital for Children. We qualified for a \$500.00 donation which would make our total donation \$2,500.00 to the hospital. In years past, we would have had this check already. I will keep you in the loop as to when we receive the matching funds; from what I have heard we are in the top spot again for the highest charitable donation by an NCRS Chapter in the United States. This shows what type of membership we have. Great job everyone!

Continued on Page 2

INSIDE THIS ISSUE

- 1 Chairman's Message, Website info**
- 2 2024 QCNCRS Officers**
- 3 Fun Facts, Advertising Rates, Trivia**
- 4 June QCNCRS Meeting Minutes**
- 5 June QCNCRS Meeting Photos**
- 8 Upcoming Events**
- 9 Tech Article – 1997-2002 Console Assy**
- 14 QCNCRS Club Shirt Ordering**
- 15 QCNCRS Membership Form**

July Meeting Information

Date: Tuesday, July 16, 2024

Time: 6:30 PM

Location: Noel Grace Factory Hot Rods
4884 Duff, Suite F
West Chester, Ohio 45246

Phone: 513-266-2515

Website: factoryhotrods.net

Email: vettes4you@aol.com

Come and view the collection of beautiful "works of art" which Noel and his crew are currently working on!

Please remember to bring a chair and remember to drive your Corvette!

QCNCRS Website Information

<https://qc.ncrs.org/>

Webmaster: George Denman gc@ncrs.org

NOTICE!

Newsletter Deadlines

The deadline for getting information, into the newsletter is the 2nd of each month. If it isn't here, we will publish without you.

Chairman's message – continued

On July 20th there will be a Concours d'Elegance show at the Keenland racetrack in Lexington, Kentucky. I have a car that will be on display in the American Muscle Class. If you are planning a trip to the Concours, stop by and say hello. I attended two (2) years ago and I was surprised how well organized it was.

In early June the Cincinnati Concours d'Elegance was held at Ault Park which never disappoints. This year the feature cars were Ferraris and Mustangs. There were around 30 sleek Ferraris from every era on display to please old and young enthusiasts. The Mustangs were heavy on late model with the awards going to the classics and a Shelby which was an absolutely fantastic restoration. One of our own, Pete Corcoran, had a vintage BMW motorcycle on display and took home a ribbon. Way to go Pete! The rest of the show had some of the rarest cars in the country, from Duesenbergs, Cords, to a 1916 Buick with 24" wheels that I have never seen before. In case you missed this year, make plans for next year; you will not be disappointed.

The month of August has Corvettes at Carlisle which always is well attended by our members. Once again, I have a swap space for members to stop by and rest as well as get a cold drink. I will have more information next month with directions and space numbers.

July's meeting will be held at Factory Hot Rods, 4884 Duff, Suite F, West Chester, Ohio 45246. Owner, Noel Grace, always has a very interesting meeting for us to show how he builds his resto mods and why his are so more advanced than other builds. His cars truly are a work of art so do not miss this meeting.

Just to report, our Club was well represented at the St. Susanna car show, but we were knocked out of the top spot for highest club participation. We have been in the top spot in club attendance for the past two (2) years in a row. Oh well, there is always next year.

Lastly, I want to remind all members that one of our own, Skip Polowy, has submitted paperwork to the National for acceptance to run as the Region II Representative. When voting begins in October, please remember to vote for Skip as our Region II Rep; he will be an exceptional addition to the NCRS National Board.

Enough of my rambling. Happy 4th of July to everyone! Hope to see you all at Factory Hot Rods on July 16th.

Save The Wave!
Tom

2024 QCNCRS OFFICERS

Chairman:	Tom James (513) 377-8182 7329 Southpointe Drive Cincinnati, OH 45233 toyvett1@fuse.net
V. Chairman:	Chris Rockenfield (513) 602-8819 4344 Orchard Lane Cincinnati, OH 45236 vettechris1971@gmail.com
Judging:	Joe Eyl (513) 896-9563 5851 Allison Avenue Fairfield Township, OH 45011 joeeyl@aol.com
Secretary:	Tom Smith (513) 583-5034 7335 Haverhill Lane Maineville, OH 45039 tmsinfinity@yahoo.com
Treasurer:	Barb Hilbert (513) 738-1493 3663 Layhigh Road Hamilton, OH 45013-9509 g.hilbert@zoomtown.com
Membership:	Terrie James (513) 300-6411 7329 Southpointe Drive Cincinnati, OH 45233 tmjames7329@gmail.com
Historian:	Joe Eyl (513) 896-9563 5851 Allison Avenue Fairfield Township, OH 45011 joeeyl@aol.com
Editor:	Bill Hetzer (512) 563-0984 3295 County Road 206 Lampasas, TX 76550 hetzer@wireborne.com



Fun Facts Tom James

The 2014 Stingray made its official debut at the Detroit Auto Show in January 2013 and went on sale in the third quarter of 2013. In the 24 months before the launch, rumors and speculation surrounded the C7. A major rumor was that the Stingray was to be a submodel of the Corvette line and not its overall replacement. Some reports held that the Stingray was to be an economy-oriented offering, and others predicted it to be the successor to the supercharged ZR1. Neither scenario materialized.

Last applied to the 1976 models, the Stingray nameplate remained dormant for the entire C4, C5 and C6 runs. The sequel to the 2007 action flick *Transformers* featured the 2009 Stingray Concept show car to help prime the pump of public anticipation for the C7. The 2009 sequel, tilted *Transformers 2: Revenge Of The Fallen*, changed the car's name from Stingray to Sideswipe and removed all Stingray nameplates and logos. Nevertheless, millions of viewers received a partial glimpse of the next Corvette as the film went on to gross \$836.3 million.

The GM Stingray Concept car featured a split-widow fastback roof, a detail carried over to the silver-screen Sideswipe auto-bot. The detail originated on the iconic 1963 Stingray coupe, and Corvette fans rejoiced at its likely return aboard production C7s. Unfortunately, it was not to be. As with the original, the central spine created blind spots and was not revived for 2014.

Newsletter Advertising Rates

Business Card – 2x3.5

\$25.00 / month or \$275.00 / year

Quarter Page

\$40.00 / month or \$350.00 / year

Half Page

\$75.00 / month or \$600.00 / year

Full Page

\$150.00 / month or \$1,200.00 / year

Sponsor

\$500.00 / year with direct website link

QCNCRS Corvette related classified “wanted and parts for sale” are free; however, they cannot be carried over to the next issue unless requested before the issue deadline.

TERRIE'S CORVETTE TRIVIA Ans. on Last Page

1. What was the first year for a gold Corvette? 1955, 1958, or 1967.
2. How many taillights were installed on 1961 Corvettes? 2, 4 or 6.
3. What was the first year the base price went over \$5,000? 1967, 1970 or 1971.
4. What year was the pace car introduced? 1970, 1975 or 1978.
5. A heavy-duty close ratio 4-speed transmission was available in 1960. True or False.
6. Some 1955 Corvettes were equipped with a 283 V-8 engine. True or False.



June QCNCRS Meeting Minutes

..... Terrie James

George & Linda Swartz's Home
West Chester, Ohio

Tom James, Chairman, opened the meeting by bringing the Club to order and thanking George and Linda for opening up their home to all members and hosting this month's meeting. A large number of Corvettes were driven to the meeting and Tom thanked everyone from bringing their cars out tonight for all to see.

Tom stated that the Great Race will be heading to our portion of the country on Saturday, June 22nd. For those members who have never heard of this event, Tom went on to explain this is the #1 vintage rally in the United States. This year it will be held from Saturday, June 22nd through Sunday, June 30th and will be cruising the roads of America from Owensboro, Kentucky to Gardiner, Maine. Each day the tour begins at one location then drives to a new location and spends the night. On Saturday, June 22nd they are slated to arrive on Walnut Street in Lawrenceburg, Indiana at 5:15 PM for the evening at which time the cars will be on display for spectators. More information on this event can be obtained by visiting greatrace.com.

Tom reminded members that a Judging School will be held on June 29th between the hours of 10:00 AM and 1:00 PM at Mike Hartman's house to pre-judge Mike's 1967 435 horsepower Corvette convertible and to explain the judging process. Joe Eyl stated that if you are interested in attending, the session is free and to please register on our website in advance. Members wishing to attend can register the day of the Judging School, however, to speed up the process, advance registration is requested.

Tom welcomed a potential new Queen City Chapter Member, Wayne. Wayne stated that he has a 1972 Corvette and is in the process of restoring it. He hopes to glean information from members on where to begin the process. Tom referred Wayne to Terrie James for information on joining our Chapter.

Bob Burkhart, took the floor and stated the National Air Tour of Historic World War II Aircraft will be hosting the AirPower History Tour Wednesday,

June QCNCRS Meeting Minutes

..... Terrie James (continued...)

July 3rd through Sunday, July 7th between the hours of 9:00 AM and 5:00 PM each day. This will be held at the Cincinnati Municipal Airport/Lunken Field, 262 Wilmer Avenue, Cincinnati, Ohio 45226. Please see the attached flier for further details. QCNCRS members wishing to attend can bring their Special Interest car to the show on Friday, Saturday or Sunday from 9:00-5:00 and the entrance fee will be waived. Members can stay as long as they like and leave when they want. Terrie James will be sending out the flier and an email with further details to all members.

Barb Hilbert, Treasurer, went over the financial report for the month and a motion was passed and accepted.

Chris Rockenfield and Terrie James had nothing new to report this month.

Joe Eyl, Historian and Judging Chairman, stated that we still need two to three Corvettes for our fall Judging Meet to be held on Saturday, October 12th at Kelsey Chevrolet. If you have a car or know of someone who wants to get their Corvette judged, please contact Joe at joeeyl@aol.com for further details and to be placed on the list.

Tom stated that our Chapter membership has declined and that we currently have 78 Queen City Chapter members. Please spread the word to your fellow car enthusiast and invite them to attend a future QCNCRS meeting to see what we are all about.

George Denman took this month's attendance long distance award. George is currently in Italy, on vacation and with Skip Polowy's help George attended the meeting via FaceTime, staying up late just to attend our meeting. Thanks for the dedication, George! George reported that the St. Susanna Car Show raised \$7,000.00. George thanked all Queen City members who attended and for bringing out their Corvettes.

Skip Polowy stated that he recently submitted his paperwork to Larry Colton and the National Board for his nomination to be accepted as the Region II Representative. Both Skip and Tom requested members to vote for him when the time comes for Board elections in October. Skip will be an asset to not only our Chapter, but NCRS as a whole and will represent our club well.

Visit our Facebook page!

<https://www.facebook.com/groups/www.qc.ncrs.org/>

June QCNCRS Meeting Minutes

..... Terrie James (continued...)

We need to make sure that he is elected this fall.

Steve Barrett went over upcoming car events and had fliers on-hand for those interested in attending.

Tom once again stated that future monthly meeting locations are needed. If you know of a location or are willing to host a monthly meeting, please contact Tom.

Split the pot was drawn and the winner announced. The meeting was adjourned.

George Swartz gave a tour of his garage and his current vehicles.

QCNCRS at local Cincinnati event

Members set up an informational table at the St. Suzanna Car Show



QCNCRS June Meeting Photos



NCRS CONVENTION AUGUST 4 - 9 HAMPTON VA



As part of the 50th Anniversary celebration the NCRS will be honoring numerous NCRS American Heritage Award winners that will be on display. Adding to the celebration will be a unique display of special-interest Corvettes.

NCRS will be honoring the founding members from 1974 and the early history of the NCRS along with a display of the year of 1974 Corvettes. A very special opening reception will be a 1970s theme party. Get out your bellbottoms, flowered shirts, and '70s clothes. There will be three prizes for the best 1970s attire.

Registration is open on the website so don't miss out on this milestone anniversary and celebration. Check *The Driveline* for all the information about the event. The host hotel is full, but these nearby hotels have been added:

- Holiday Inn Express Coliseum Central 757 848-8484 CODE - NCR
- Hyatt Place Hampton Convention Center 757 488-8400 CODE - NCRS
- Courtyard by Marriott Hampton Coliseum Center 757 838-3300 CODE - NCRS

For a map, go to <https://www.forums.ncrs.org/showthread.php?133691-2024-NCRS-Convention-Additional-Hotels-Information>

QCNCRS June Meeting Photos



QCNCRS June Meeting Photos



QCNCRS June Meeting Photos



QCNCRS June Meeting Photos



Upcoming Events

QUEEN CITY NCRS CHAPTER EVENTS:

- *Oct 12, 2024 – Chapter Judging meet, Kelsey Chevrolet, Greendale, IN*

NCRS NATIONAL EVENTS:

- *August 4 - 8, 2024 - NCRS National Convention, Hampton Roads, VA*
- *October 17-19, 2024 – Lone Star Regional, Frisco, TX*
- *September 7-11, 2025 - NCRS National, South Pointe Casino, Las Vegas, NV*

CAR SHOWS AND SWAP MEETS: (Stuff for Car Guy's and Gal's)

- *July 4, 2024 - 4th of July Car, Kirk-Little VFW Post 1108, 213 South 8th Street, Richmond, Indiana, 11:00 AM-2:00 PM*
- *July 4, 2024 - Americana Festival Auto Show, 725 Miamisburg-Centerville Road, Centerville, Ohio, 9:00AM-3:00 PM*
- *July 11, 2024 - Goodguys 26th Summit Racing Nationals. Vendors, Swap Meet, Cars 4 Sale Corral. Columbus, Ohio. GOOD-GUYS.COM*
- *July 13, 2024 - Cincy Cool Cars Club Car Show, Village Green, 301 Wessel Drive, Fairfield, Ohio*
- *July 14, 2024 - Muscle Car Drags. Swap Meet, Edgewater Sport Park, 4819 East Miami River Road*
- *July 14, 2024 - Caesar Creek Flea Market Car Show, 7763 OH 73, Wilmington, Ohio. 10:00 AM-3:00 PM*
- *July 20, 2024 - Rollin Jokers CC Freaki Tiki 5th Kustom Car Show, Sycamore Park, 4082 OH-132, 10:00 AM-12:00 PM*
- *July 27, 2024 - 6th Annual Officer Ciera Green Memorial Car Show, 5765 Chillicothe St., Bowersville, Ohio, 10:00 AM-2:00 PM*
- *July 27, 2024 - 70th Antique & Classic Car Parade, 101 High Street, Hamilton Ohio*
- *July 27, 2024 - Thunderfest Governor's Square, 1045 Centra Avenue, Middletown, Ohio*
- *July 28, 2024 - Rollin- On the River 34th Annual Car Show, Fernbank Park Rt. 50 West River Road, Saylor Park, Ohio, 9:00 AM-4:00 PM*
- *July 20, 2024 – Keeneland Concours d'Elegance, Lexington, KY*
- *August 22-23, 2024 - Corvettes at Carlisle, Carlisle, PA*
- *August 29-31, 2024 – 7th National Corvette Caravan to NCM in celebration of the Museum's 30th Anniversary*
- *More Ohio local events: <https://www.olderide.com/events/state/ohio>*

TECHNICAL ARTICLE

1997-2004 CORVETTE CENTER CONSOLE ASSEMBLY RESTORATION

Corvettemagazine.com, October 26, 2023, by Hib Halverson

Submitted By: Terrie James

In a C5 Corvette, the center console assembly bolts to the torque tube tunnel behind the “Accessory Panel Trim Plate”. Elbows rub on the console door. If the car is regularly parked outside uncovered, it may get sun bleached. The console door may be dirty, stained from spilled liquids, torn and scratched. If the car has a lot of miles on it, the console door latch parts and door hinge may be worn.

If your console assembly has any of those problems, [Zip Corvette's](#) array of [interior trim restoration parts](#) might be just the solution you need.

Removing the Console Assembly



01: Open the console door, remove everything, put it all in a box then store that in the cargo area or trunk. Vacuum the interior of the box. Next, remove the traction control/ride control (TC/RC) panel by pulling up the rear of it to release its retainers.



02a: Lift the TC/RC panel off the accessory panel trim plate, turn it over and lay it over the panel opening in the accessory panel trim plate with the ride control connection closest to the driver. That panel's LED Light connector is difficult to remove. Use a small screwdriver to release the connector locking tab. While the lock tab is retracted, use your second hand to pull the connector out of the panel. It fits tightly, so have a good grip on the connector. Set the panel aside. Then disconnect the traction control switch connector by squeezing the lock and pulling it loose.


02b: In addition to the traction control connector and the light connector, 1997-2002s with RPO F45 real-time damping and 2003-2004s with RPO F55 magnetic selective ride control will have a third connector (not shown because the car used for imagery was a ZO6, none of which had a ride control option) for the ride control selector. Unplug that connection as well.



03: In the space under the TC/RC panel, unplug the wiring to the accessory socket that's inside the console by squeezing the lock tab and pulling on the plug.



04: There are four 10-mm nuts holding the center console assembly; two at the rear and two at the front. The two front nuts are in the space under the TC/RC panel. The two rear nuts are beneath two small plastic trim pieces at the rear of the console box. Carefully remove the two trim pieces with a small, flat-blade screwdriver. Then, remove all four nuts.




05: Slide the console assembly rearward until its front edge is free of the accessory panel trim plate. Grasp the trim plate at the front of the TC/RC panel opening and lift up slightly. Gently pull the wiring harness that goes to the panel and the fuel door to make sure it's extended as far rearward as possible.




06: Pulling on that harness too far will damage the fuel door switch that is mounted in the console assembly. In previous service work, the switch in our project car was broken. Remember, when moving the console rearward, do not pull it back so far that this switch gets damaged.



07: Once the front edge of the console is free of the accessory panel trim plate, lift up on the rear of the console. You may need to pivot one of the seat backs forward to gain clearance.



08: Turn the console assembly vertically to remove the fuel door switch. This switch is difficult to remove.



09: For clarity, we're showing the fuel door switch removal with the console on the workbench, however, the switch can only be removed with the console still in the car. The door switch is held in place with four retaining tabs. Use a small screwdriver to carefully pry the two tabs on the front of the switch mount forward. Do them one at a time. As you pry back each tab pull on that part of the switch to free one end. Then pry on the other tab to free the other end. With the switch free of the mount on one side, pull the switch outward until the other two tabs unsnap, then lift the switch out of the console.



10: Lift the rear of the center console assembly up, rotate it slightly then remove it.



11: Remove the four screws holding the console door and remove it.



12: Hold the console assembly vertically then remove the four nuts holding the console door hinge assembly and remove it.



13: With the console on the bench upside down, release the console door latch by squeezing the retainers on its ends. Flip the console over and lift the latch out of it.



14: Remove the console door latch hook, but save it. Some replacement console doors do not come with a new hook. If necessary, you can order a new [97-04 Console Door Latch Hook](#) from Zip.

Restoring the Console

To prevent noise when the console bottom contacts the torque tube tunnel, the GM supplier that assembled the console applied a thin layer of adhesive-backed sponge to the bottom of the console assembly to serve as an acoustic damper. This sponge eventually rots, and with the newest C5 twenty years old, anyone removing the console assembly will find that sponge deteriorated. Our project car was no different.

Suitable replacements are available from a variety of internet vendors. Amazon.com sells a “High Density, Waterproof Foam Tape.” It is 2-in .wide, 1/8-in. thick, comes in a pack of two 10-foot rolls and can tolerate up to 320°F, way hotter than the tunnel gets. While a problem can be its availability in far larger quantities than you need, it is perhaps the least expensive, most durable alternative available.



15: We removed the rotting, stock sponge tape which can be difficult to get off. You may need to use a plastic scraper available at paint stores. Then we applied a 2-in by 4-in section of that Amazon foam tape to the bottom of the console assembly.

A related problem can be the foam mat GM installed under the rear of the console as acoustic insulation to attenuate noise from the car’s rear-mounted transmission. During the assembly process, that mat was held in place with duct tape to keep it from moving prior to installation of the console because its position had stay aligned with the studs which hold the back of the console.



16: The tape holding the mat in our car had deteriorated such that during several previous console removals, the mat had dislodged. We moved the mat back to the proper position then applied new duct tape.



17: Remove the new [97-04 Center Console Door Assembly](#) from packaging, place it upside down on a soft surface, and install the new Zip Corvette [97-04 Console Door Latch Hook](#). If you’re using the existing door, attach the new hook to it.



18: Push the Zip Corvette [97-04 Console Door Latch](#) into the side of the console assembly.



19: Install the Zip Corvette [97-04 Console Door Hinge Assembly](#) to the side of the console box using the four nuts included with the hinge. Finally, install the console door to the hinge.



Reinstalling the Console Assembly



20: Reconnect the console wiring to the fuel door switch, or like in our case, connect it to a new [97-04 Fuel Door Opening Switch](#) from Zip Corvette.



21: Position the console assembly vertically on the tunnel then push on the fuel door switch until it snaps in place.



22: Pivot the console assembly into position. Lift up slightly on center stack trim plate. Slide the front part of the console assembly under the rear edges of the trim plate.



23: Once the console is in place, make sure the fuel door wiring is positioned properly.




24: Reinstall for four nuts that retain the console assembly.



25: Reconnect the console accessory socket wiring.



26: Retrieve the TC/RC switch panel. Reconnect its wiring harnesses and reconnect the console assembly light harness.



27: Push the ride control panel back into place. Replace items removed from the center console compartment.



28: Close the console door and you're done. We chose Zip Product's Center Console Door with ZO6 Emblem Embroidery, in Black just because in our 2004 ZO6 LeMans Collector Edition, we thought it looks so darn cool.

29: Take the car on a test drive to verify proper operation of the traction control switch and, if applicable, the ride control selector then admire your work.

QCNCRS Club Shirt Ordering



Pricing and shirt options are changing.

For information on Club Shirt pricing, colors and sizing as well as to place an order please contact Terrie James at tmjames7329@gmail.com or 513-300-6411



QUEEN CITY CHAPTER 2024 CHAPTER REGISTRATION FORM

Annual Chapter Dues \$20.00

First Name: _____

Last Name: _____

Spouse's Name: _____

Street Address: _____

City, State, Zip: _____

Home Phone: _____

Cell Phone: _____

Email Address: _____

You must be an active member of NCRS to join a chapter.

National NCRS Number: _____

Options for membership renewal:

1. Renew Queen City Chapter Membership online at:

<https://www.ncrs.org/forums/register/chapter-membership.php>

2. Complete the above form and send payment of \$20.00 (payable to QCNCRS) to: Terrie James, 7329 Southpointe Drive, Cincinnati, Ohio 45233.

Questions, please call Terrie James at 513-300-6411 or email at tmjames7329@gmail.com.

Trivia Answers: 1. 1955. 2. 4. 3. 1970. 4. 1978. 5. Fales. 6. False.